

**Product data sheet**

Langenthaler Str. 4  
69434 Hirschhorn/Neckar  
Germany  
phone 00-49-6272-689-0  
fax 00-49-6272-689-30

Version: 10ZT09E


**dekolux**

**fossil**


## Product description

The product name **dekolux** refers to **decorative high-pressure laminated panels** with a **translucent core layer**. For this core layer, an unfilled transparent paper, or overlay, is impregnated with a modified melamine resin. The middle layer, the decorative design in **dekolux fossil**, is made of real natural amber. The irregular and regular design variants are essentially the result of differences occurring in nature. Therefore, each laminated panel is unique in its color diversity.

**T320**



**T321**



The color impression of natural amber is intensified by natural inclusions, such as air pockets, grasses and insects, and the structure of the individual fragments. Color matching in natural amber is not possible due to the natural hues, which can range from honey yellow to yellow white, orange, red, greenish, brown or black. The natural amber that we use is subject to natural deviations in color. Exposure to sunlight (UV radiation) will cause natural amber to darken with time.

## Design variants

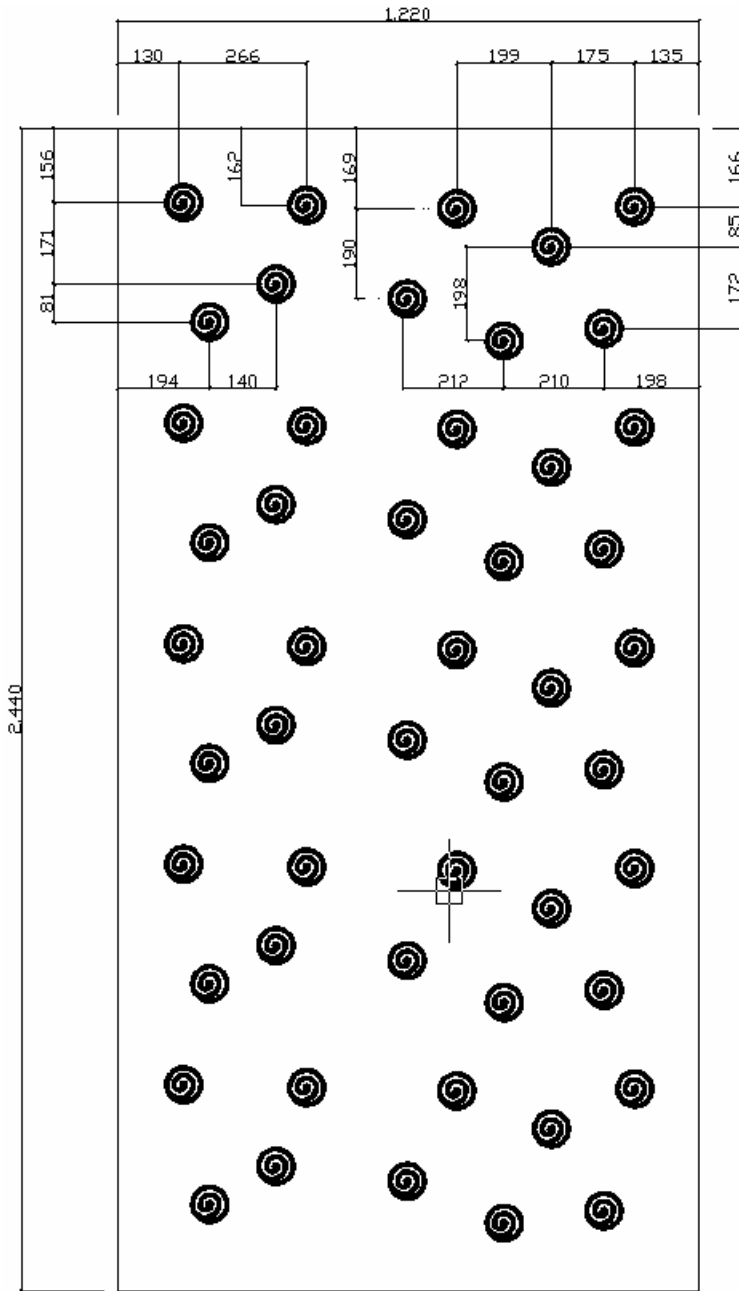


Figure 1

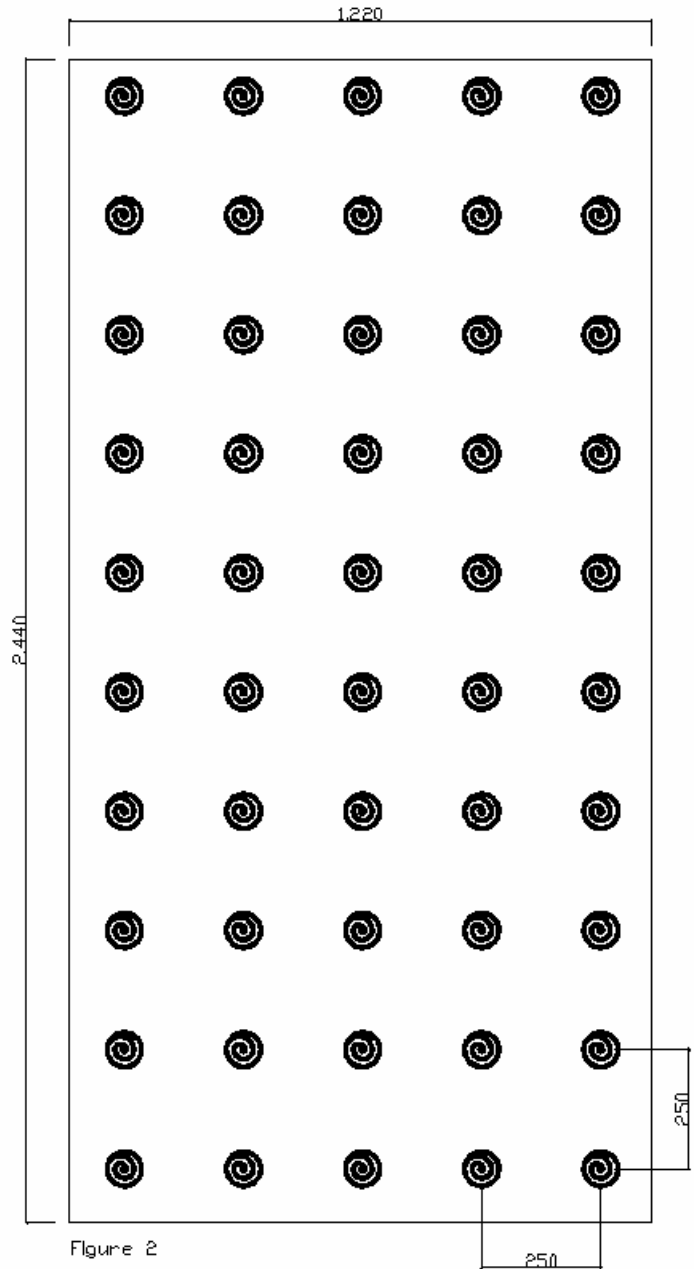


Figure 2

Figure 1 shows **dekolux fossil T321** with an irregular pattern. In this design, 10 elements with a diameter of 80-100 mm are arranged on the panel irregularly, as depicted, with a dimensional tolerance of  $\pm 10$  mm. The following 10 figures are arranged in a repeating pattern, and so on.

Figure 2 shows **dekolux fossil T322** with a linear pattern. In this design, 50 elements with a diameter of 80-100 mm are arranged on the panel in a linear pattern, i.e. at regular intervals and at a distance both lengthwise and crosswise of 250 mm ( $\pm 10$  mm).

## Counteracting paper for *dekolux*:

*dekolux fossil* is used without a base material. Therefore, no counteracting paper is needed.

***dekolux fossil* is not designed for gluing. However, it is possible to manufacture a special model for use in commercial buildings on request.**

## Delivery form and quality

All *dekolux fossil* panels are delivered with the dimensions 2440 x 1220 mm.

The tolerances for the length and width must correspond to the permissible deviations according to DIN EN 438 of

- 0 mm and + 10 mm.

The *dekolux fossil* panels are manufactured with a thickness of 1.5 – 2.0 mm.

Special thicknesses and designs must be coordinated per inquiry.

The standard thickness is 1.5 mm (weight: ca. 2.2 kg/m<sup>2</sup>).

The surface of *dekolux fossil* reproduces the surface of an unpolished stone (sandstone).

The thickness deviations are based on the limits specified in DIN EN 438.

Nominal thickness	Limit deviations
1.0 – 2.0 mm	± 0.15 mm
> 2.0 – 2.5 mm	± 0.18 mm

Cladding with a protective foil is not provided for *dekolux fossil* due to the structured surface. To protect *dekolux fossil* laminated panels, a sheet of paper is placed between the individual layers to prevent damage.

**All *dekolux fossil* designs are manufactured by hand and in standard quality.**

## Applications and instructions for use

The use of **dekolux fossil** in commercial buildings requires backlighting of these panels. The translucent property of the laminate emphasizes the décor to make it an eye-catcher.

Smaller cut-outs of **dekolux fossil** can be held mechanically in a frame using a standard backing tape (sponge rubber or plastic) by slight tension or grooves. The dimensions of the cut-out must be 2-3 mm smaller than the nominal dimensions from the bottom of one groove to the other. The width of the groove should also be 0.5-1.0 mm larger. Before installation, it is recommended to bevel the panel slightly.

For a panel width greater than 600 mm, **dekolux fossil** should be installed slightly convexly. The maximum curvature height for a thickness of 1.5 mm is about 1/10 the actual panel width. For widths smaller than 600 mm, the maximum curvature height is smaller. This compensates for any slight warping of the panel. Due to the curvature of the **dekolux fossil** surface via the panel width, the amber will be emphasized even more with the indirect lighting. An excessive curvature, overstretching or installation that is not tension-free will result in cracks.

The **dekolux fossil** panels are used primarily for decorative, vertical surfaces in interior spaces. A typical application is for wall coverings with indirect lighting. Ceiling elements with backlighting or lamps are other examples of uses for **dekolux fossil**.

**Important:** The backlighting should preferably make use of **cold light**. In any case, measures must be taken to ensure sufficient ventilation (in order to prevent heat accumulation!).

The transparency of **dekolux** laminates depends on the color hue.

For:

**dekolux fossil** it is about 40 – 60 %

**dekolux laminates can be sawed, milled and drilled with carbide tipped tools.**

## Cleaning and care

The surface should be washed regularly with warm water and should not be exposed to direct sunlight. Do not use soap and/or detergents for cleaning, since these can destroy the amber.

**Do not use abrasive cleaners, acids and caustic solutions.**

## Storage

The **dekolux fossil** laminated panels must be stored in a closed room at 18-25°C and 50-60% relative humidity, horizontally with full-surface contact to an even underlying surface, preferably our packaging material, at a distance of 200 mm from the floor. Do not place additional pallets or other heavy objects on top of **dekolux fossil** laminated panels, since this can cause them to break.

Protect the stacked panels from

- moisture
- exposure to direct sunlight
- warm air current.

If horizontal storage is not possible, it is recommended to tilt them at an angle of ca. 80° with full-surface contact and a bottom counter support.

## Disposal

**dekolux fossil** can be **burned** in officially authorized industrial incineration facilities.

**dekolux fossil** waste can be **deposited** in a landfill in compliance with local waste regulations.

According to the Technical Directives on Waste Control, in the version of 3/28/91, Category I, No. 571, HPL waste is classified as "other hardened plastic waste material". Category I means that a material is similar to household waste.

**If you have questions, please contact our service department.**

**You can request samples for inspection from DEKODUR®.**